

XUNO

XUNO Family App User Guide

Hi there,

XUNO Family is an app that will help make communication with the school quick and easy - giving you access to a wealth of information, without having to sit at a computer.

To log in, follow these steps:

1. Visit the App store or Play store and search for XUNO Family



2. Open the app

3. If asked, please allow push notifications for the most convenient experience with the app

4. Search for Sunshine Special Developmental School

If you have forgotten your password or username, you'll need to head to your school's Xuno website to reset it.

<https://ssds.xuno.com.au/resetpassword.php>




















Alternatively, you can sign in with google or Microsoft with the email that associated to the school.

LOG IN


[Having problems logging in?](#)

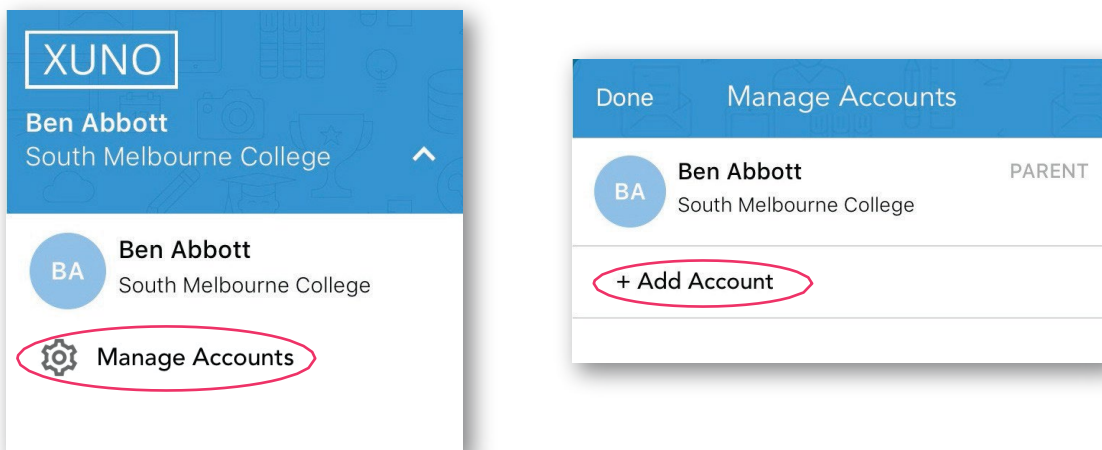
XUNO Family

Features: At a glance


 Ben Abbott South Melbourne College		
 Dashboard	●	A collection of widgets including Upcoming Payments, Attendance, Events, Forms and Homework
 Notifications	●	A list of all notifications you've received since registering your account on the XUNO Family app
 Messages	●	Send a new message or read messages sent to you by school staff
 Timetable	●	Your child's timetable, showing today's date by default and any relevant timetable changes
 Calendar	●	A list of upcoming events and important dates
 News	●	School newsletters, announcements and other important information
 Attendance	●	View your child's marked attendance and contact the school regarding future or past absences
 Events, Fees & Forms	●	View, approve, fill out forms and make online payments for School Fees, Excursions, Camps and other events
 Payments	●	Pay for Events, Fees, Voluntary Contributions and other items
 Parent Teacher Interviews	●	Book Parent Teacher interviews and manage existing bookings
 Reports	●	View and print your child's school reports, including reports from past years
 Career Plans	●	View published Career Plans. Edit / contribute to career plans (Students only)
 Learning Plans	●	View published Career Plans. Edit / contribute to career plans (Students only)
 Progress Reports	●	View published Progress Reports and feedback
 Lessons, Assignments &...	●	View homework and class learning tasks, submit assignments, view learning task results if published
 Links	●	The school may include links to other apps or websites which can be accessed here
 Full XUNO	●	Log into the full XUNO website if necessary with one single click - No need to re-enter your password
 Settings	●	Check your app settings, and if necessary, send a report to the support team in a few simple taps

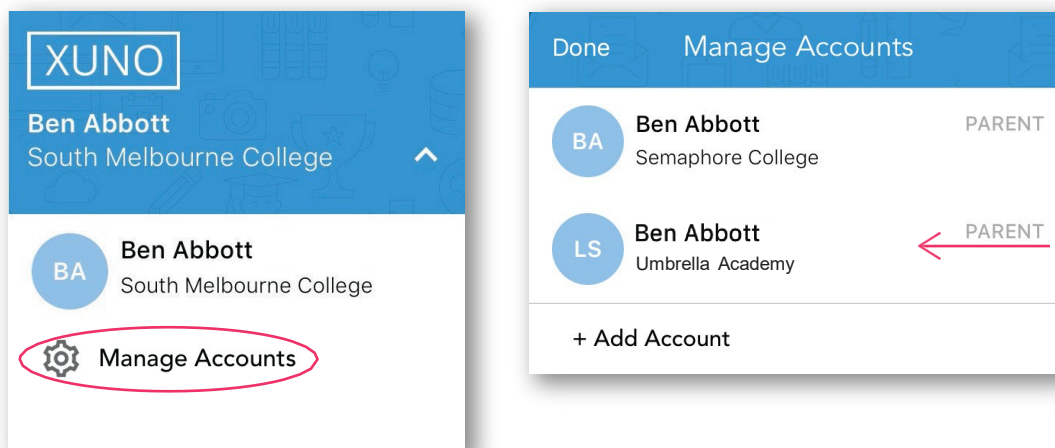
If you have children at multiple Xuno schools, you can login to more than one Xuno user on your device:

1. Tap the menu button in the top left 
2. Tap the small white arrow next to the school name
3. Tap Manage Accounts
4. Tap + Add Account
5. Register the new account using the School Code and user details you've been provided.



To remove an old user account from your device:

1. Tap the menu button in the top left 
2. Tap the small white arrow next to the school name
3. Tap Manage Accounts
4. For iOS, slide the account you want to remove all the way across toward the left. A red X will appear - tap it - follow the prompts to remove.
5. For Android, hold your finger down on the account you want to remove. A message will appear - follow the prompts to remove.



Apple users: **swipe**
 Android users: **hold**